

# EURO CHALLENGE

## Competition Guide 2024



Funded by  
the European Union

wise  
working in support of education

# TABLE OF CONTENTS

Introduction .....	1
The 2024 Challenge .....	2
Victory Tour.....	3
The 2024 Competition .....	4
Deadlines .....	5
Eligibility and Team Make-Up.....	6
Team Identification .....	6
Team Presentations.....	7
Questions and Answers.....	7
Scoring.....	8
Judging.....	8
Competition Rules and Procedures.....	9
Preliminary Round .....	9
Semi Final & Final.....	11
Conduct and Behavior Expectations .....	12
Dress Code.....	12
Photography and Videotaping .....	12
Technology .....	12
Disclosure Statement.....	13
Appendix I.....	14
Appendix 2 .....	15

## INTRODUCTION

Welcome to the 2024 Euro Challenge! This guide provides participants with an understanding of the competition and its rules and procedures. We hope you enjoy your experience.



The Euro Challenge is a program created by the Delegation of the European Union to the United States (“The Delegation”) to promote an understanding of the Euro Area (EA) and the euro. Working in teams of 3-5, high school students are invited to investigate vital economic issues facing countries in the Euro Area and propose their policy recommendations. Culminating in a competition, teams present their findings during regional preliminary rounds to a panel of distinguished judges. Advancing teams then compete in the national semi-final and final rounds.

The Euro Challenge was launched in 2006 by the Delegation in partnership with The Moody's Foundation and with guidance and advice from the Federal Reserve Bank of New York and Working in Support of Education (W!se). Other partners include BNP Paribas, Florida International University, the University of Pittsburgh, the University of Illinois, University of Washington, the World Affairs Council of Charlotte, the North Carolina Council on Economic Education, and the Federal Reserve Bank of Atlanta (Miami Branch).

The National Coordinator for the competition is W!se - the primary point of contact for participating schools throughout the competition. W!se can be reached at:

Khyla Duarte, Assistant Director  
Working in Support of Education, 227 East 56th Street, Suite 201, New York, NY  
10022 Phone: (212) 421-2700, Fax: (212) 980-5053  
kduarte@wise-ny.org

Alexander Chen, Program Manager  
Working in Support of Education, 227 East 56th Street, Suite 201, New York, NY  
10022 Phone: (212) 421-2700, Fax: (212) 980-5053  
achen@wise-ny.org

W!se has designated individual states or grouping of states as a region. In each region, a regional coordinator (listed in Appendix 1) organizes the Preliminary Round of the competition. These coordinators are the regional points of contact for participating schools in each respective region. If you are unable to reach your regional contact for any reason and have questions, please contact W!se.



## THE 2024 CHALLENGE

Teams competing in the Euro Challenge must address the three-part Challenge Task:

- 1) Describe the current economic situation in the euro area (the economic region consisting of the EU member countries who have adopted the euro). The description must include a discussion of GDP growth, unemployment, and inflation in the euro area. The description should also include a brief discussion of the current monetary policy activities of the European Central Bank (ECB).
- 2) Select ONE of the following economic-related challenges confronting the euro area as a whole and pick one of the member countries in the euro area to illustrate that challenge.
  - Managing Migration Flows
  - Inequality, Social Mobility, and the Gender Gap
  - Innovating for Long-Term Growth and the Future of Work
  - \*New\* Climate Change and Going Green
  - \*New\* What Role does Inflation Play in an Economy?
- 3) Recommend a policy or policies for addressing the challenge identified in the country selected and explain, where relevant, the impact on the policy of having a single currency.



## **Victory Tour**

“Victory Tour” of Washington D.C.

Following the final round of the Euro Challenge, the top two teams are awarded a “**Victory Tour**” of Washington DC. This includes a visit to the EU Delegation to the U.S and to the Embassy of the country the team has analyzed where students present their findings to embassy officials. We intend to hold an onsite trip in the spring with accommodation provided.

## **THE 2024 COMPETITION**

### **PRELIMINARY ROUNDS**

The dates for the Regional Preliminary Rounds will be posted on the Euro Challenge Website here: <https://www.euro-challenge.org/usa-dates-copy>. If your region is hybrid, **your team has the choice of participating in-person or virtually.**

### **SEMIFINAL AND FINAL ROUNDS**

The Semi-Final and Final Rounds will take place on Tuesday, April 30 at the NY Bar Association in Manhattan, New York.

### **DEADLINES**

Each student guardian is required to fill out an online Euro Challenge Media Release Form using the form at: <https://survey.lamapoll.de/Euro-challenge-media-release-form--2024>

Before the Preliminary Round, participating schools must submit the names of their competing students, alternate team members, their teams’ country and economic challenge selections using the form at: <https://survey.lamapoll.de/Euro-Challenge-US-Team-Registration-2024>

**SUBMISSION DEADLINES:**

Date	Required/Submission
March 1	1) Finalized Student Names 2) Finalized Country and economic challenge selection 3) Media Release Forms for each student and advisor
3 days before your regional preliminary round date	1) A digital copy of the PowerPoint slides to be used in Preliminary Round  Please submit digital media electronically to <a href="mailto:eurochallenge@wise-ny.org">eurochallenge@wise-ny.org</a>
April 26	1) A digital copy of the PowerPoint slides (that will ONLY be used if the team advances to the Semi-Final/Final Round).  Please submit digital media electronically to <a href="mailto:eurochallenge@wise-ny.org">eurochallenge@wise-ny.org</a>

## ELIGIBILITY AND TEAM SIZE

Two (2) teams per school may compete in the Euro Challenge competition. **Each team must have a faculty advisor.** All schools may create teams comprised of 9 and 10<sup>th</sup> grade. However, schools in which 50% or more students are eligible for Free or Reduced Cost lunch (FORC) can create a student team from grades 9th -12th. A minimum of three (3) and a maximum of five (5) students can present as a team. Additional students may help with the preparation of the team's presentation of which two (2) will be registered as Alternate students.

All teams are eligible to advance to the Semifinal Round. However, only one (1) team from each school will be able to advance to the Final Round. If two teams from one school do advance to the Semi-Final Round, the team with the higher of the two scores in the Semi-Final Round will be eligible to advance to the Final Round. Schools registering two teams are strongly required to choose different countries and/or Challenge Issues.

**Team members must stay the same between Rounds unless a specific student is UNABLE to participate.** One of the two Alternate students may replace one of the original team members with approval from W!se. This change must be submitted via email to W!se at least one (1) week prior to the Round. If the change in a team's roster is deemed to be unauthorized, the team will be disqualified.

## TEAM IDENTIFICATION

After registering for the competition, teams are assigned a team number by which they will be identified. Teams **MUST NOT** name/disclose their school when they make their presentation in front of the judging panel.

All teams that advance to the Semifinal Round will be issued a new team number and **MUST NOT** state their school's name to the judges.

## TEAM PRESENTATIONS

Each team will deliver a 15-minute presentation. Team presentations must address **ALL PARTS** of the three-part Challenge Task. Teams may choose any format for their presentation (e.g., role playing, simulation, PowerPoint, videos, slides and/or other visual or tangible aids). All team members must deliver a part of the presentation in each Round.

Semifinalists **ARE** permitted to update their presentations after the Preliminary Round. Changes can be made to the data and content of the presentation, but the challenge issue and country selection **MUST** remain the same.

In preparation for the competition, teams are encouraged to view Final Round presentations from previous years of the Euro Challenge. These presentations can be found at: <https://www.eurochallenge.org/video-gallery/>.

Teams can also view additional resources such as instructional videos on topics (e.g., answering question 1 of the Challenge Task), information on the countries that make up the Euro Area and links to related articles and websites at: <https://www.eurochallenge.org/challenge-sheets/>.

## QUESTION AND ANSWER

During ALL Rounds, following the 15-minute presentation, each team will participate in a 10-minute question-and-answer period. Judges will ask the team members several types of questions, such as:

- Follow-up questions based on the presentation.
- Questions related to the Euro Area and the implications of adopting the euro.
- Questions designed to determine students' understanding of basic economic concepts.

Please note, the judges' scoring rubric includes a rating for team participation (i.e., substantial participation by all team members during the question-and-answer period).



## SCORING

Judges will score team presentations based on the following scoring criteria:

- Knowledge about the current economic situation and related challenges facing the euro area and the country selected and about the economic consequences of adopting the euro (30%)
- Recommended policy prescription including creativity and feasibility of policy response and justification of how policy effectively addresses the challenge in the country selected (20%)
- Responses to judges' questions (20%)
- Depth of research and analysis (10%)
- Quality of presentation (10%)
- Teamwork and cooperation (10%)

The official 2024 Euro Challenge scoring rubric and judge's rules will be used on all competition days (i.e., during the Preliminary, Semifinal and Final Rounds).

Please review the scoring rubrics at [www.euro-challenge.org](http://www.euro-challenge.org) for a more detailed explanation of these criteria.

## JUDGING

Presentations will be reviewed and scored by 3-4 judges during each round. Selected judges come from a variety of backgrounds including academics, business, finance, and the diplomatic community. Judges participate in an orientation/training prior to the competition.

## COMPETITION RULES & PROCEDURES: PRELIMINARY ROUND

All Preliminary Rounds will be organized by the regional coordinators (see Appendix 1). **As previously noted, teams in hybrid regions have the choice of participating in-person or virtually.** Teams in each region can consult their coordinator or W!se for details about the schedule for their respective Preliminary Round. The regional coordinator will report the scores achieved by teams competing in their region to W!se.

### RULES FOR VIRTUAL PRESENTATIONS

Teams will be assigned a presentation time on the designated Preliminary Round date in their region and will be sent instructions to login to the Zoom session prior to this date.

- Teams must report to their designated Euro Challenge Zoom waiting room 15 minutes prior to their competition time.
- Students must have their cameras **ON** for the duration of the presentation.
- If a team arrives more than 15 minutes late for its scheduled presentation time during any Round, the team may forfeit the opportunity to make its presentation in that Round.
- Only **ONE** (1) faculty advisor is permitted to observe the Preliminary Round presentation of their student teams. Parents, other faculty members, and friends are **NOT** permitted to observe the team presentation.
- The faculty advisor is **NOT** permitted to speak to the judges at any time during their team's presentation and **MUST** have their camera **OFF** during the entirety of the presentation. In addition, the faculty advisor is **NOT** permitted to assist in the set-up of the team's presentation, nor are they allowed to signal or communicate in any way with the team once inside the presentation room. **Any violation of this rule will result in an automatic penalty for the team of ten (10) points.**
- Teams must wait until the Lead Judge welcomes them and invites them to start their presentation.
- Upon completing their Preliminary Round presentation, teams will be asked to exit the Zoom room.
- The regional coordinator/ W!se will notify the faculty advisor which team(s) advance to the Semifinal Round via email within forty-eight (48) hours.

## RULES FOR IN-PERSON PRESENTATIONS

- Each team must be at their respective competition site no later than a half hour, but no earlier than forty-five (45) minutes prior to the scheduled presentation time. **If a team arrives more than 15 minutes late for their scheduled presentation time during any Round, the team may forfeit the opportunity to make its presentation in that Round.**
- Upon arrival, teams must report to the designated Euro Challenge competition waiting area, where the room assignment for their presentation will be announced.
- Coordinators may limit the number of alternates who can attend the Preliminary Round.
- Teams may distribute copies of their presentations/relevant handouts to the judges. Teams are responsible for bringing copies. **Note: No gifts please.**
- Only **ONE** (1) faculty advisor is permitted to observe the Preliminary Round presentation of their student teams. Parents, other faculty members, and friends are NOT permitted to observe the team presentation.
- The faculty advisor is **NOT** permitted to speak to the judges at any time during their team's presentation. In addition, the faculty advisor is **NOT** permitted to assist in the set-up of their team's presentation, nor are they allowed to signal or communicate in any way with their team once inside the presentation room. **Any violation of this rule will result in an automatic penalty for the team of ten (10) points.**
- Team members must wait until the Lead Judge welcomes them and invites them to start their presentation.
- Teams may **NOT** wait in the presentation room to observe subsequent team presentations.
- Upon the completion of all team presentations, the regional coordinator may announce which team(s) will advance to the Semifinal Round. Otherwise, the coordinator will notify the faculty advisor via email or phone within forty-eight (48) hours.

## COMPETITION RULES AND PROCEDURES: SEMIFINAL AND FINAL ROUNDS

Based on the Preliminary Round scores from each region's judging panels, the **best twenty-five (25) teams will advance** to the Semi-Final Round. In all regions, teams will be notified within **forty-eight**

**(48) hours** of their respective Preliminary Round if they have advanced to the Semi-Final Round. Please check with your regional coordinator for more information regarding advancing teams in your region.

As previously noted, we intend to hold in-person Semi-Final and Final Rounds in New York City.

**The faculty advisor must confirm with W!se** either by phone or e-mail that they have arrived safely in New York City and have checked into their hotel. This communication should **occur immediately upon check-in and** is the **sole responsibility of the faculty advisor**.

### RULES FOR SEMI-FINAL ROUND

- Teams may not bring more than TWO (2) alternate team members.
- Each team must be at the competition venue no later than a half hour, but no earlier than forty- five (45) minutes prior to the scheduled presentation time.
- Upon arrival, teams must report to the Euro Challenge competition Waiting Room, where they will learn the room assignment for their presentation.
- Teams **must wait until the Lead Judge invites them** to start their presentation.
- Only **ONE** faculty advisor is permitted to observe the Semi-Final Round. Space permitting, W!se reserves the right to allow or disallow the two alternate team members inside the Presentation Room.
- The faculty advisor is **NOT** permitted to speak to the judges at any time during their team's presentation. In addition, the faculty advisor is **NOT** permitted to assist in the set-up of their team's presentation, nor are they allowed to signal or communicate in any way with their team once inside the presentation room. **Any violation of this rule will result in an automatic penalty for the team of ten (10) points.**

Of the twenty-five (25) semifinal teams, the best five (5) teams will advance to the Final Round.

## RULES FOR FINAL ROUND

- Teams **must wait until the Lead Judge invites them** to start their presentation. Upon completing its Semifinal Round presentation, each team will return to the designated Waiting Room until the lunch break.
- During lunch, scores will be tallied to determine the five (5) teams advancing to the Finals.
- Teams may use the PowerPoint slides sent to W!se on the laptop and projector provided.
- Teams that are not finalists are invited and encouraged to observe the Final Round.
- Finalist teams may watch all remaining presentations **ONLY after they have presented**.
- Team members may distribute relevant handouts to the judges.
- Friends, family, guests, and school personnel **MAY** attend the Final Round. These attendees must have been pre-registered by the faculty advisor by contacting W!se.

## CONDUCT AND BEHAVIOR EXPECTATIONS

Team members are expected to conduct themselves in a professional manner regardless of the competition format (in-person or virtual):

- Advisors must not engage or converse with judges during their students' presentations in any Round or assist in the setup of any technology.
- Every courtesy, both in speaking and behavior, should be extended to all participating students, faculty advisors, school personnel, judges, and dignitaries at the competition.
- A team member may not interrupt judges while they are speaking.
- Use of cell phones and other communication devices is prohibited in the presentation room and waiting room whether the team presentation is in-person or virtual.
- Professionalism: It is expected that all teams and their members demonstrate proper professionalism during the competition. You demonstrate professionalism when you show respect for yourself, your teammates, your opponents, and the judges.
- Professionalism suggestions include:
  - Abide by the rules of the competition.
  - Share in the responsibilities of your team.
  - Keep communication positive and enthusiastic even if your team loses.
  - Stay cool by exhibiting composed behavior, even if others are losing their temper.
  - Respect the effort made by other teams.
  - Cheer on your teammates with positive statements.
  - Avoid trash talking the other teams.
  - When officials make a decision, accept it gracefully even if it goes against you.

## DRESS CODE

All team members, including the faculty advisor, are expected to dress in **standard business attire** for any Euro Challenge competition event including the Awards Ceremony. Sneakers, jeans, and casual clothing are not acceptable. No hats or sunglasses should be worn.

## PHOTOGRAPHY AND VIDEOTAPING

Faculty advisors may **NOT** videotape, photograph or record their teams in ANY competition round regardless of competition format (in-person or virtual)

Any action that distracts from or interferes with a team's presentation should be avoided. The final rounds will be taped by W!se.



## **TECHNOLOGY**

Teams may use PowerPoint, video, slideshows, and/or other visual/tangible aids during ALL rounds of the competition.

## **DISCLOSURE STATEMENT**

W!se reserves the right to disqualify any team or team member, at any time during the 2024 Euro Challenge, for a violation of any rule in this guide or for any behavior that W!se deems to be dishonorable.

***THANK YOU AND GOOD LUCK!***

## APPENDIX I

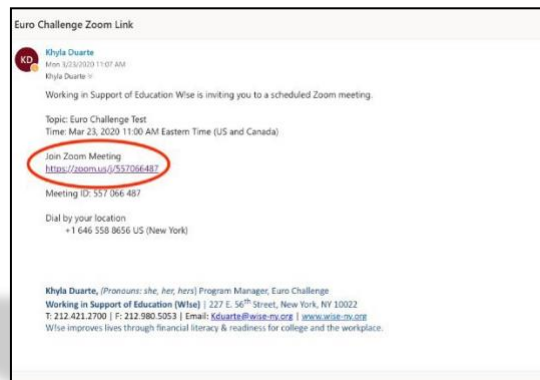
REGION	CONTACT INFORMATION
Florida	Christine I. Caly-Sanchez European Union Center of Excellence Florida International University 11200 SW 8th Street, SIPA 508, Miami, FL 33199 (305) 348-5949, <a href="mailto:calyc@fiu.edu">calyc@fiu.edu</a>
Illinois, Indiana, Michigan, Missouri & Wisconsin	Sydney Lazarus & Jonathan Larson University of Illinois 910 S. Fifth Street Champaign, IL 61820 (217) 244-0570, <a href="mailto:asozkan@illinois.edu">asozkan@illinois.edu</a> (217) 300-7438, <a href="mailto:psmyers2@illinois.edu">psmyers2@illinois.edu</a>
Georgia, Massachusetts, New Hampshire, Virginia	Khyla Duarte & Alexander Chen Working in Support of Education (W!se) 227 East 56 <sup>th</sup> Street, Suite 201, New York, NY 10022 (212) 421-2700, <a href="mailto:eurochallenge@wise-ny.org">eurochallenge@wise-ny.org</a> , <a href="mailto:achen@wise-ny.org">achen@wise-ny.org</a>
Connecticut, New Jersey & New York	Khyla Duarte & Alexander Chen Working in Support of Education (W!se) 227 East 56 <sup>th</sup> Street, Suite 201, New York, NY 10022 (212) 421-2700, <a href="mailto:eurochallenge@wise-ny.org">eurochallenge@wise-ny.org</a> , <a href="mailto:achen@wise-ny.org">achen@wise-ny.org</a>
DC, Maryland	Khyla Duarte & Alexander Chen Working in Support of Education (W!se) 227 East 56 <sup>th</sup> Street, Suite 201, New York, NY 10022 (212) 421-2700, <a href="mailto:eurochallenge@wise-ny.org">eurochallenge@wise-ny.org</a> , <a href="mailto:achen@wise-ny.org">achen@wise-ny.org</a>
Arizona, California	Khyla Duarte & Alexander Chen Working in Support of Education (W!se) 227 East 56 <sup>th</sup> Street, Suite 201, New York, NY 10022 (212) 421-2700, <a href="mailto:eurochallenge@wise-ny.org">eurochallenge@wise-ny.org</a> , <a href="mailto:achen@wise-ny.org">achen@wise-ny.org</a>
North Carolina	Charlotte Klopp World Affairs Council of Charlotte UNC Charlotte- 227 CHHS, 9201 University City Blvd, Charlotte, NC 28223 (704) 687-7759, <a href="mailto:cklopp@worldaffairscharlotte.org">cklopp@worldaffairscharlotte.org</a>
Pennsylvania	Samantha Moik European Studies Center University of Pittsburgh 4216 Posvar Hall, 230 South Bouquet Street, Pittsburgh, PA 15260 (412) 624-5404, <a href="mailto:smm302@pitt.edu">smm302@pitt.edu</a>
Washington	Phil Lyon Center for West European Studies & European Union Center University of Washington 1410 NE, Seattle, WA 98195 (206) 543-1675, <a href="mailto:cweseuc@uw.edu">cweseuc@uw.edu</a> ,



## APPENDIX II

# Euro Challenge Zoom Instructions for the Virtual Competition

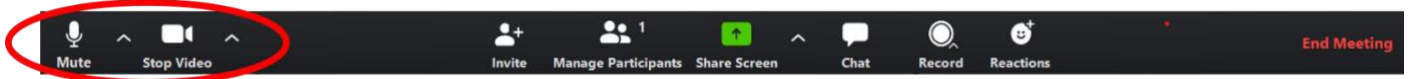
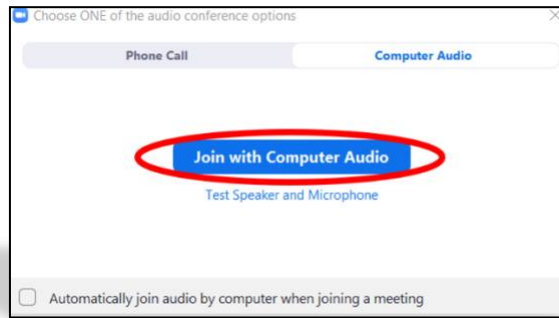
Step 1: Click the link provided in the email sent to you by your advisor.



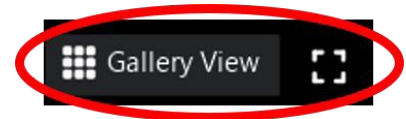
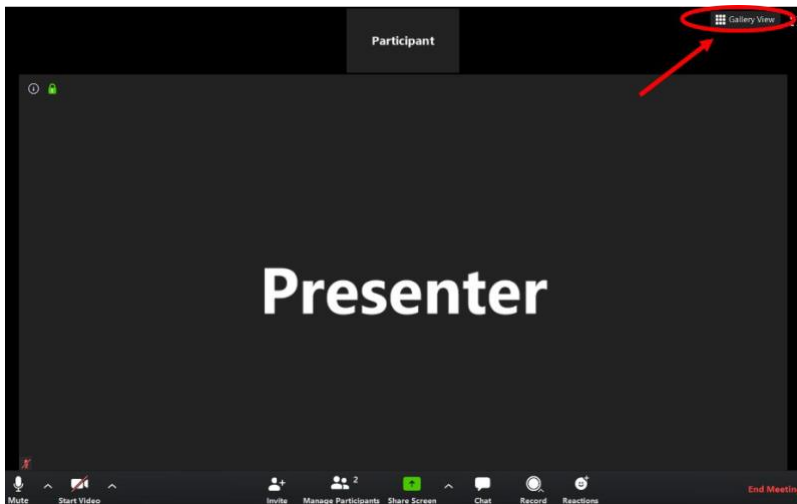
\*You may be required to download Zoom. If prompted click “**download & run Zoom**” \*



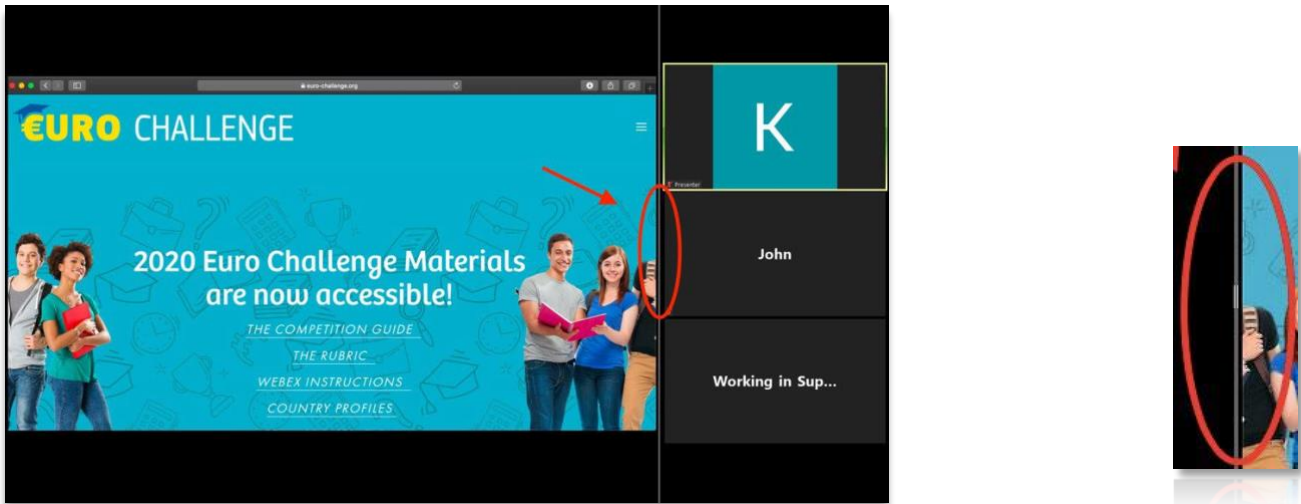
Step 2: When prompted click **“Join With Computer Audio.”** Ensure that both your audio and video are working and turned on.



Step 3: Click **“Gallery View”** to see all participants in the Video Conference

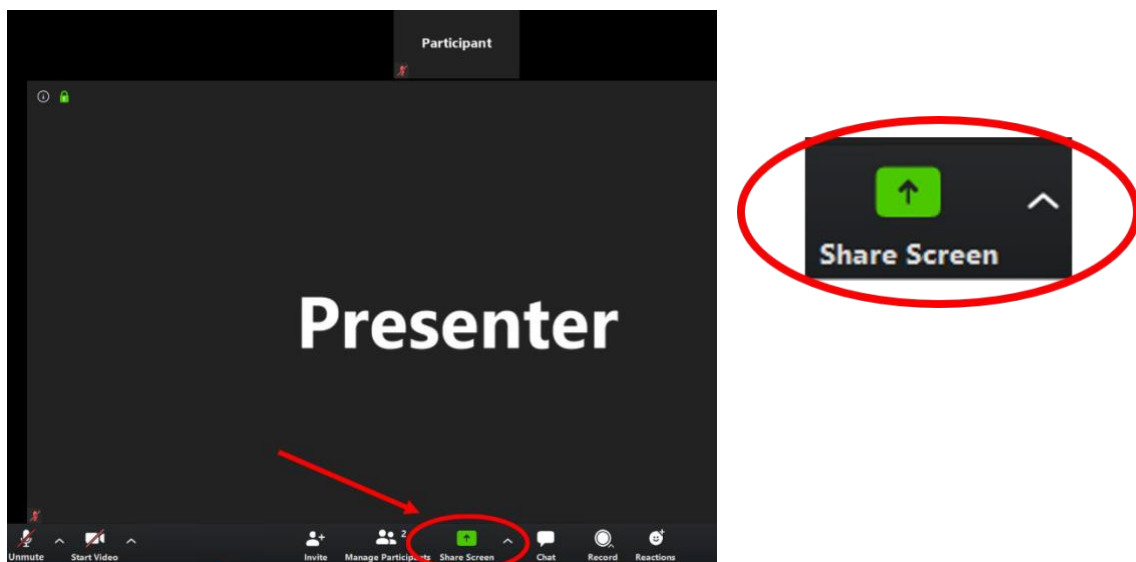


Step 4: When your teammate has uploaded your presentation, slide the marker to see both the presentation and your presenting team.



### FOR PRESENTER ONLY:

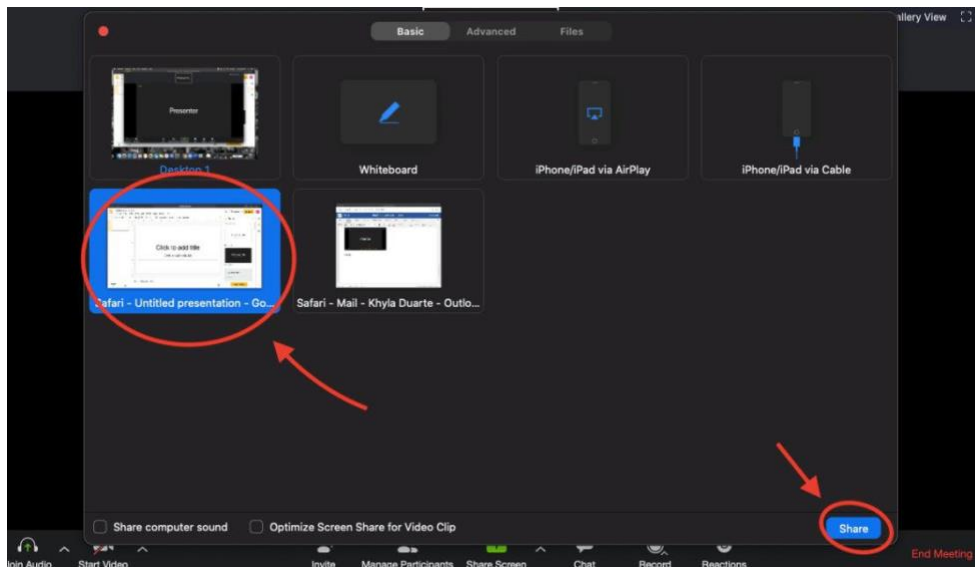
Step 4: Ensure that **PowerPoint/ PDF is open** on your computer  
Step 5: Click the green "**Share Screen**" button





Funded by  
the European Union

Step 6: Click on the file you would like to share and then hit the share button



Step 7: When your PPT is loaded and visible on Zoom, your team is ready to present